



AUTOMATIC VEHICLE RESTRAINT

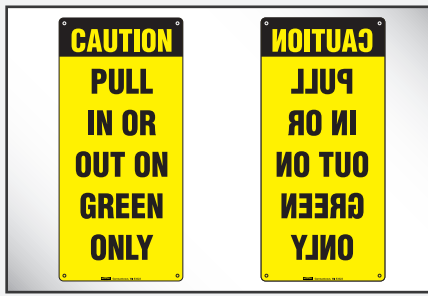


* Stop-Tite® shown in the stored position with standard controls.

- ▶ Push button activation (115v single phase operation)
- ▶ iDock™ Controls with Interactive Message Display
- ▶ Automatic light sequence
- ▶ Low profile, non-impact design (wall or driveway mount)
- ▶ Remote power pack with translucent reservoir
- ▶ Restraining force in excess of 32,000 lbs.
- ▶ Zinc-Plated
- ▶ RIG Sensor Bar
- ▶ Override passcode
- ▶ Automatically ensures safe capture or auto-stores
- ▶ Made in the USA



Stop-Tite® self contained motor/pump can be remote mounted.



A set of standard and mirrored image caution signs notifies truck driver.



iDock™ Controls includes light communication and can be integrated with other dock equipment.

VEHICLE RESTRAINT SYSTEM

The Stop-Tite® is a non-impact, hydraulic vehicle restraint, available as a standalone unit or integrated with other loading dock equipment through an optional integrated control panel. The unit helps prevent unexpected trailer departure from the loading dock during the loading/unloading process.

OPERATION

Once a trailer is backed into position against the dock bumpers, the operator presses the “Engage” button, activating the Stop-Tite to rise vertically to the trailer’s Rear Impact Guard (RIG), placing a stop behind the RIG and preventing the trailer from being able to pull away. The restraint maintains contact with the RIG and adjusts automatically with the trailer float motion to ensure proper engagement at all times. After loading is complete, the operator presses the “Release” button, lowering the Stop-Tite unit to a safely stored position, releasing the trailer.

SAFETY FEATURES

- RIG sensor bar notifies the operator if the restraint is not securely engaged to the trailer’s Rear Impact Guard.
- Automatic light sequencing with interior/exterior red/green lights always in opposition.
- Full communication package with lights, signs and control panel with universal signage pictures for additional communication safety.
- Integrated iDock Controls for safe leveler interlock.
- Restraining force in excess of 32,000 lbs.

LIGHT COMMUNICATION

The Stop-Tite restraint uses advanced iDock Controls with an LED 3-color light communication system. As a truck approaches, the exterior light is green and the interior light is red. Once the trailer is in position and the Stop-Tite is activated, the exterior light will change to red, warning the driver not to pull away, and interior light to green, allowing the dock attendant to safely enter the trailer. When the trailer is released and the restraint is safely stored, the interior light reverts back to red and the exterior light changes back to green.

“By-Pass” mode is also available, which turns the exterior lights to red and interior light to green. If “By-Pass” of the system is necessary, it is recommended that you secure the trailer by other means before proceeding with the loading/unloading process.

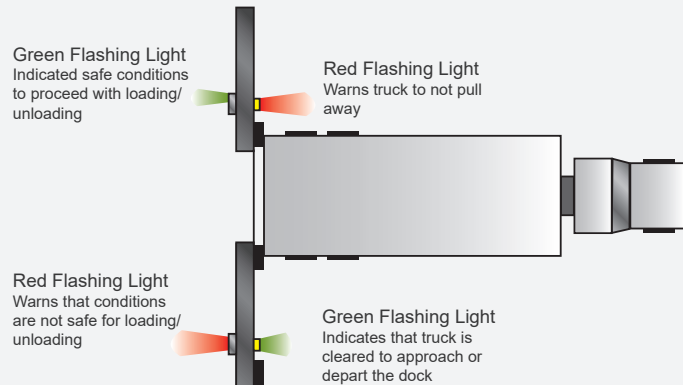
HYDRAULICS & ELECTRICAL

The restraint is engaged electrically/hydraulically allowing it to rise and securely hold a trailers RIG bar with the dual locking arm. Pump and motor are ¼ HP requiring 4.6 amps at 115V single phase. The control panel is NEMA 4X with all components, connections and wiring UL listed and/or recognized. Panels are built in-house in UL-approved control panel shop.

CONSTRUCTION

The durable zinc-plated, steel housing unit is designed to protect the self-contained motor and all internal components from any weather conditions.

Stop-Tite® Series Common Options	
▶	Remote power pack inside pit or inside building
▶	Integrated control panel
▶	Dock leveler interlock
▶	LED interior & exterior lights
▶	Limit switches for door interlock
▶	Cantilever bracket with a requested projection
▶	3-Digit passcode for bypass mode
▶	Audible Alarm



A Division of Systems, LLC

W194 N11481 McCormick Drive • Germantown, WI 53022
Phone: 1.800.624.8473 • Email: sales@wbmcguire.com

www.wbmcguire.com

Now installed with